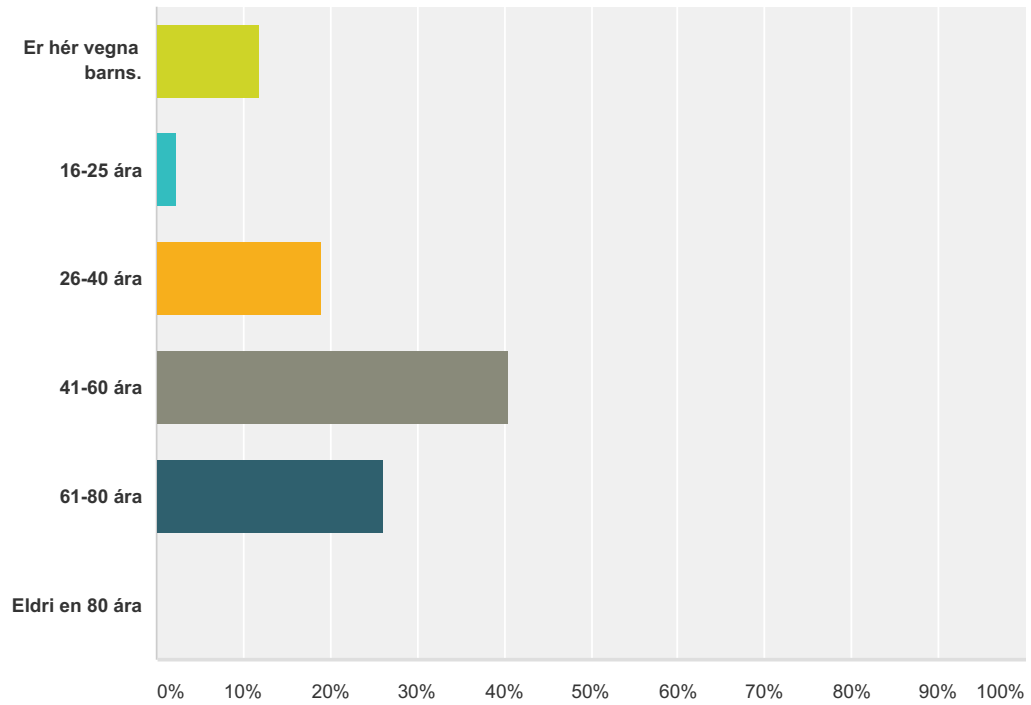


Q1 Aldur

Answered: 42 Skipped: 2

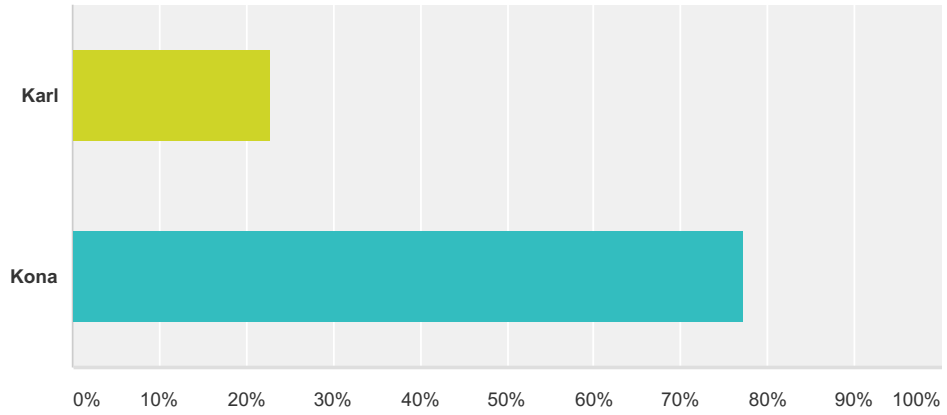


Answer Choices	Responses
Er hér vegna barns.	11.90% 5
16-25 ára	2.38% 1
26-40 ára	19.05% 8
41-60 ára	40.48% 17
61-80 ára	26.19% 11
Eldri en 80 ára	0.00% 0
Total	42

Þjónustukönnun á heilsugæslustöðvum

Q2 Kyn

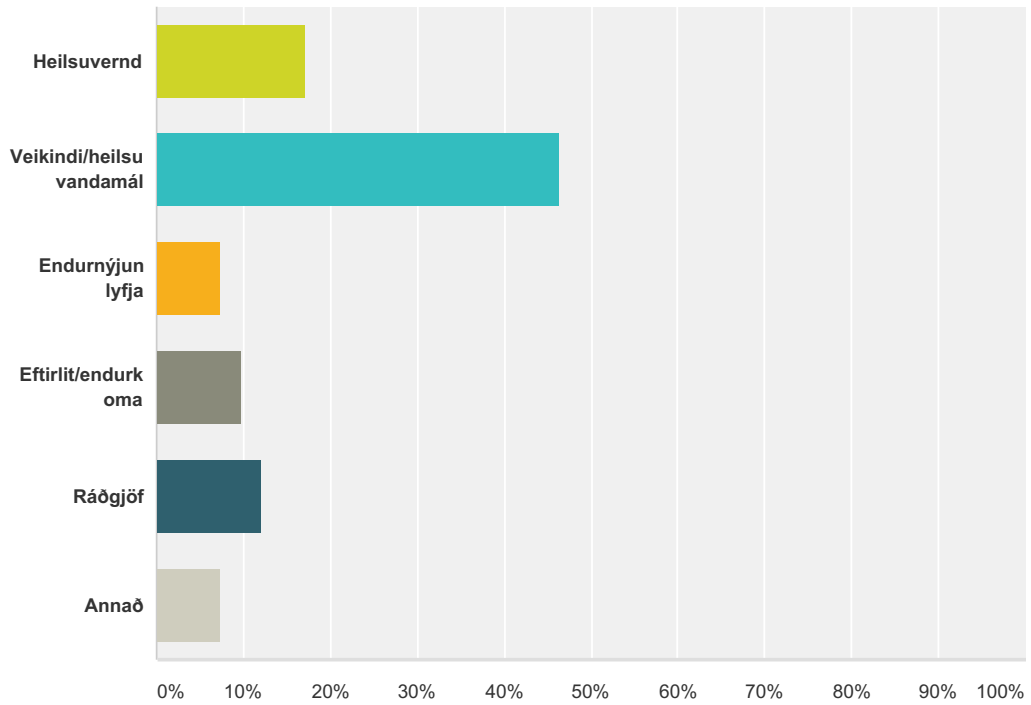
Answered: 44 Skipped: 0



Answer Choices	Responses
Karl	22.73% 10
Kona	77.27% 34
Total	44

Q3 Hver er ástæða komu þinnar?

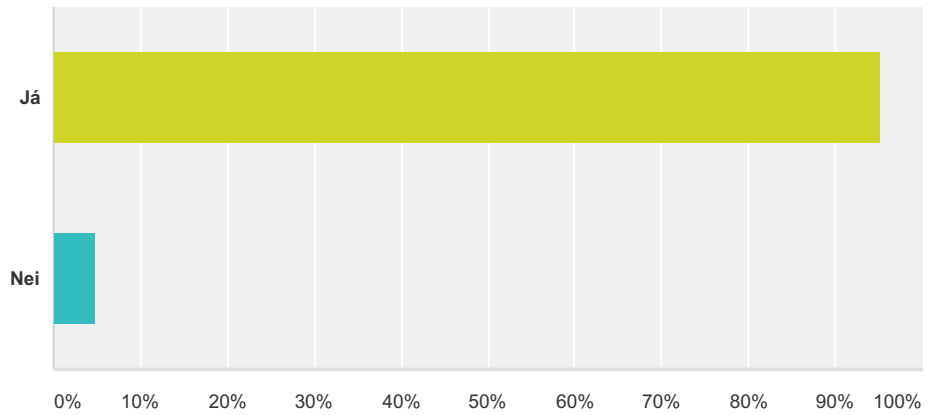
Answered: 41 Skipped: 3



Answer Choices	Responses
Heilsuvernd	17.07% 7
Veikindi/heilsuvandamál	46.34% 19
Endurnýjun lyfja	7.32% 3
Eftirlit/endurkoma	9.76% 4
Ráðgjöf	12.20% 5
Annað	7.32% 3
Total	41

Q4 Pantaðir þú tíma?

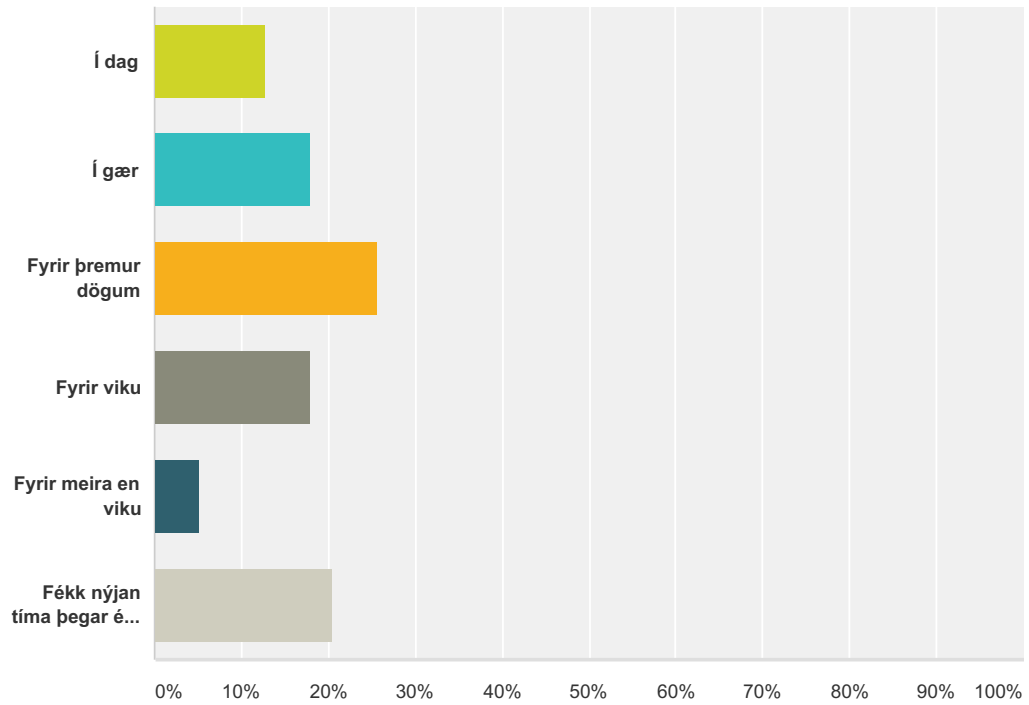
Answered: 41 Skipped: 3



Answer Choices	Responses
Já	95.12% 39
Nei	4.88% 2
Total	41

Q5 Hvenær pantaðir þú tímann?

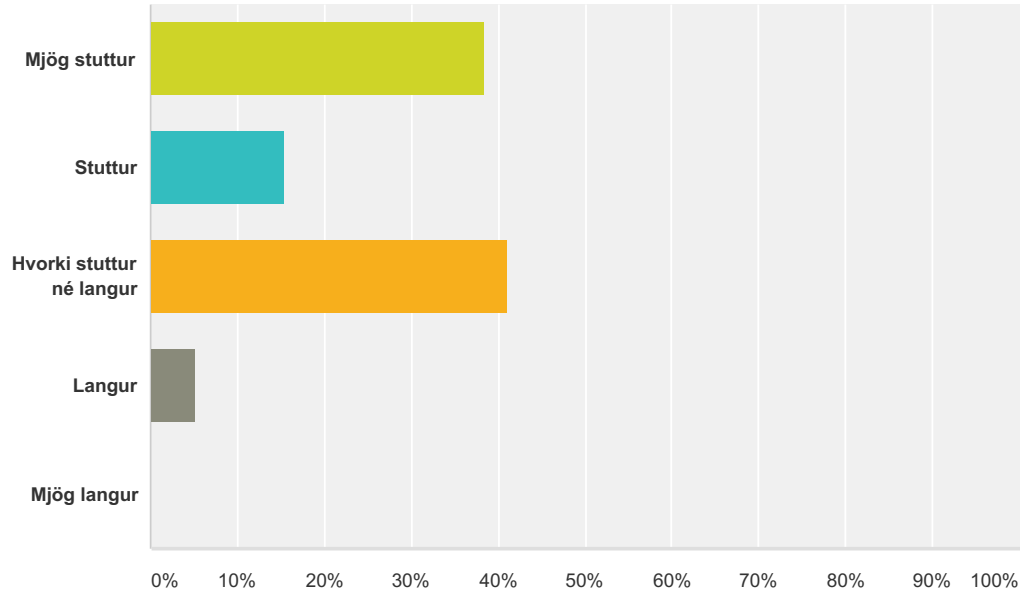
Answered: 39 Skipped: 5



Answer Choices	Responses
Í dag	12.82% 5
Í gær	17.95% 7
Fyrir þremur dögum	25.64% 10
Fyrir viku	17.95% 7
Fyrir meira en viku	5.13% 2
Fékk nýjan tíma þegar ég var hér síðast	20.51% 8
Total	39

Q6 Hvað finnst þér um biðtímann frá því þú pantaðir tíma þar til þú fékkst tíma? Finnst þér hann vera:

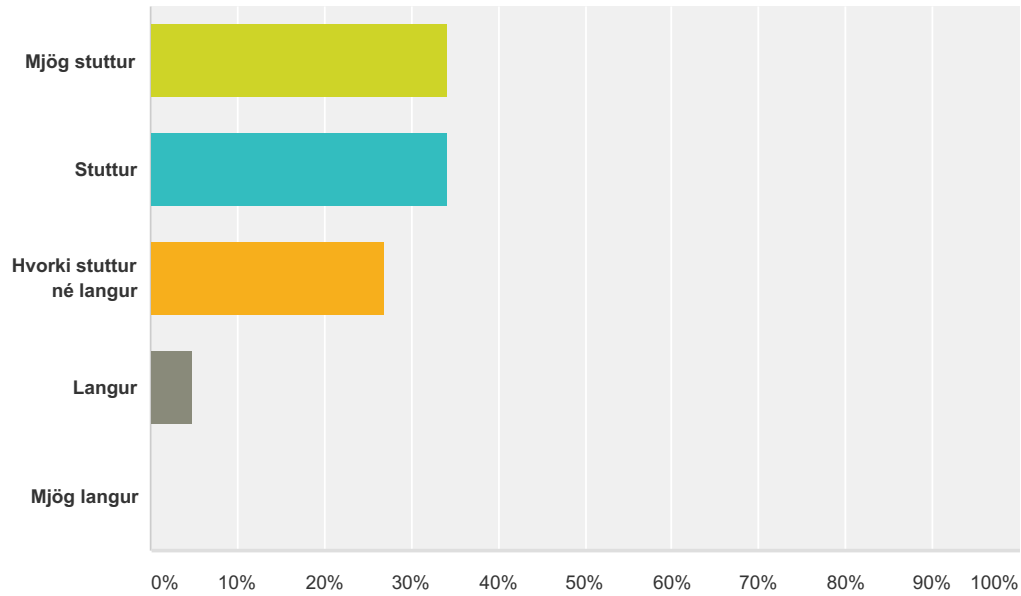
Answered: 39 Skipped: 5



Answer Choices	Responses	
Mjög stuttur	38.46%	15
Stuttur	15.38%	6
Hvorki stuttur né langur	41.03%	16
Langur	5.13%	2
Mjög langur	0.00%	0
Total		39

Q7 Hvað fannst þér um þann tíma sem leið frá því að þú komst á heilsugæslustöðina þar til þú fékkst afgreiðslu? Finnst þér hann vera:

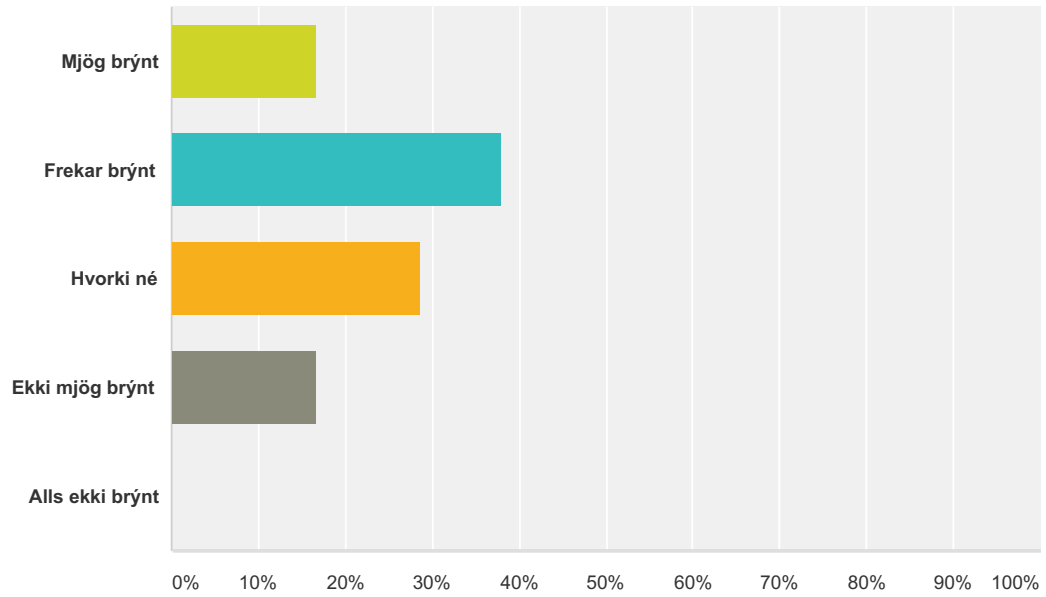
Answered: 41 Skipped: 3



Answer Choices	Responses	
Mjög stuttur	34.15%	14
Stuttur	34.15%	14
Hvorki stuttur né langur	26.83%	11
Langur	4.88%	2
Mjög langur	0.00%	0
Total		41

Q8 Hversu brýnt er erindið?

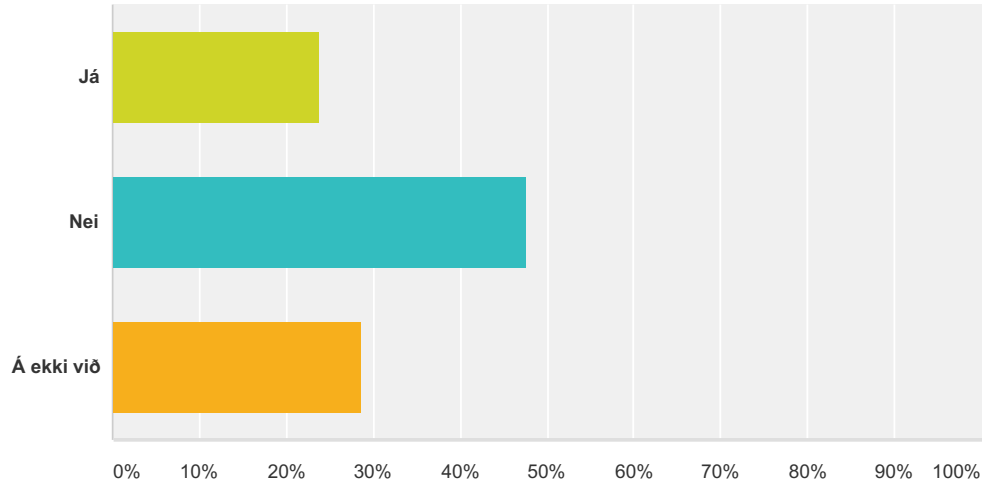
Answered: 42 Skipped: 2



Answer Choices	Responses
Mjög brýnt	16.67% 7
Frekar brýnt	38.10% 16
Hvorki né	28.57% 12
Ekki mjög brýnt	16.67% 7
Alls ekki brýnt	0.00% 0
Total	42

Q9 Ef þú komst til læknis, hefði hjúkrunarfræðingur að þínu mati getað leyst úr erindi þínu?

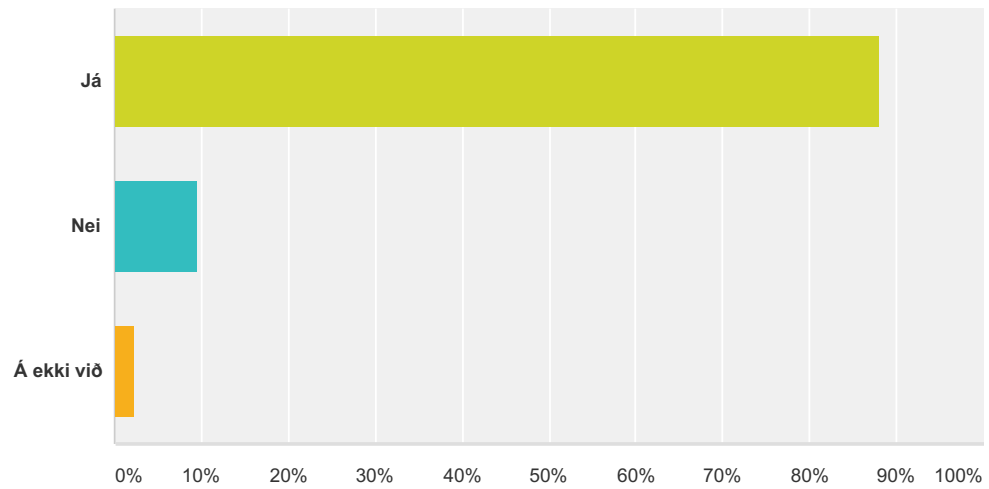
Answered: 42 Skipped: 2



Answer Choices	Responses
Já	23.81% 10
Nei	47.62% 20
Á ekki við	28.57% 12
Total	42

Q10 Byrð þú á upptökusvæði/starfssvæði heilsugæslustöðvarinnar?

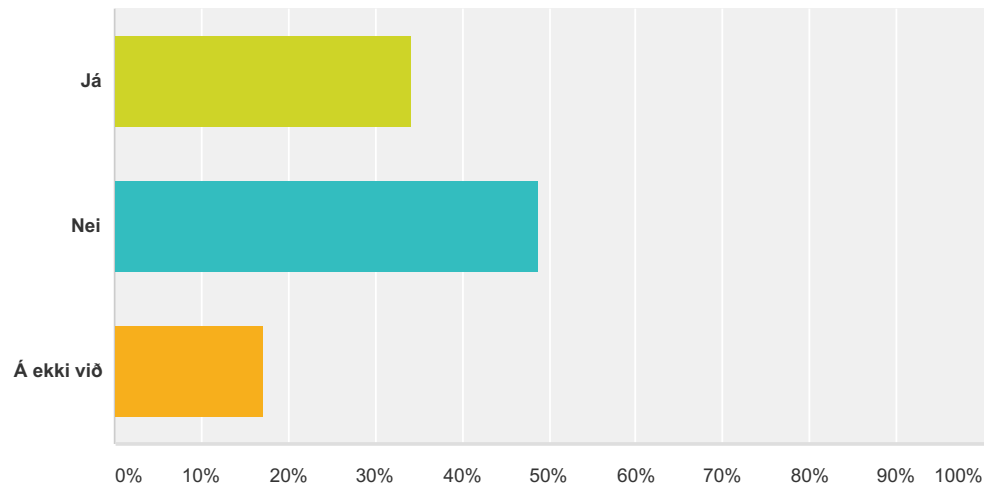
Answered: 42 Skipped: 2



Answer Choices	Responses
Já	88.10% 37
Nei	9.52% 4
Á ekki við	2.38% 1
Total	42

Q11 Ertu skráð/skráður hjá ákveðnum lækni?

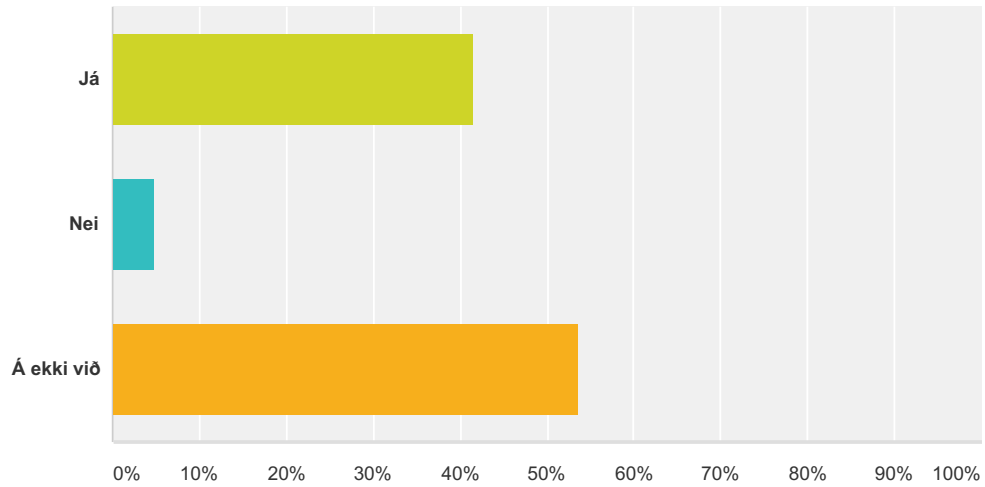
Answered: 41 Skipped: 3



Answer Choices	Responses	
Já	34.15%	14
Nei	48.78%	20
Á ekki við	17.07%	7
Total		41

Q12 Fékkstu tíma hjá þínum lækni?

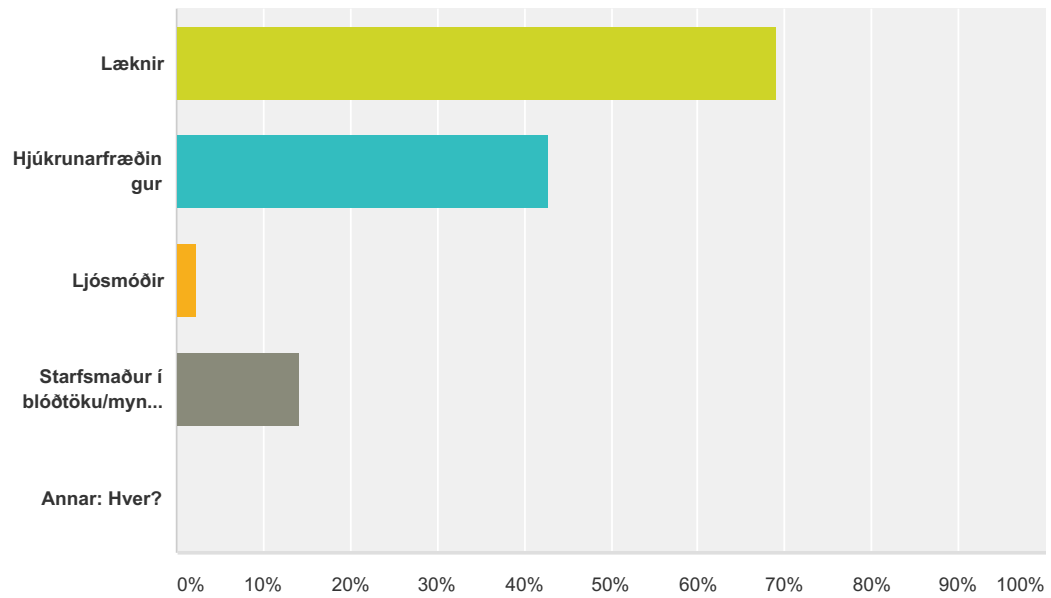
Answered: 41 Skipped: 3



Answer Choices	Responses
Já	41.46% 17
Nei	4.88% 2
Á ekki við	53.66% 22
Total	41

Q13 Hvaða heilbrigðisstarfsmaður leysti úr þínu erindi?

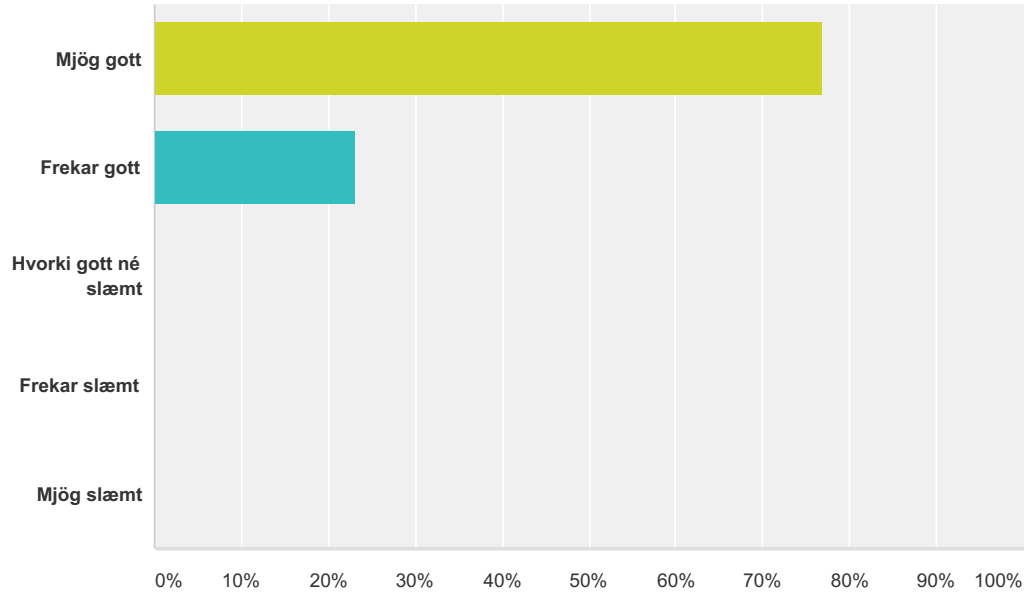
Answered: 42 Skipped: 2



Answer Choices	Responses	Count
Læknir	69.05%	29
Hjúkrunarfræðingur	42.86%	18
Ljós móðir	2.38%	1
Starfsmaður í blóðtöku/myndgreiningu	14.29%	6
Annar: Hver?	0.00%	0
Total Respondents: 42		

Q14 Hvernig finnst þér viðmót eftirfarandi starfsfólks á þessari heilsugæslustöð? Lækna.

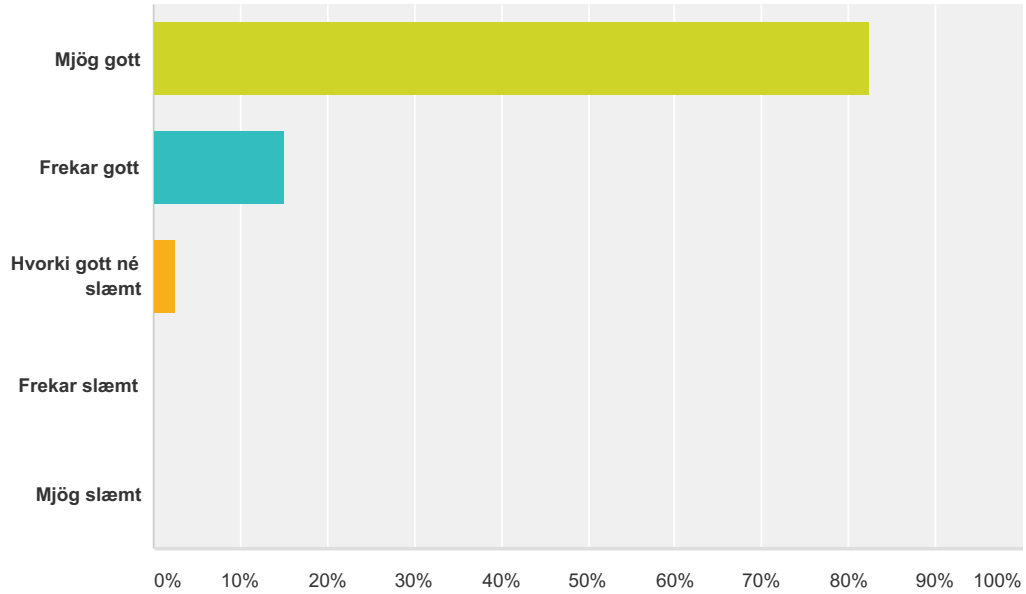
Answered: 43 Skipped: 1



Answer Choices	Responses	
Mjög gott	76.74%	33
Frekar gott	23.26%	10
Hvorki gott né slæmt	0.00%	0
Frekar slæmt	0.00%	0
Mjög slæmt	0.00%	0
Total		43

Q15 Hvernig finnst þér viðmót eftirfarandi starfsfólks á þessari heilsugæslustöð? Hjúkrunarfræðinga/ljósmaðra.

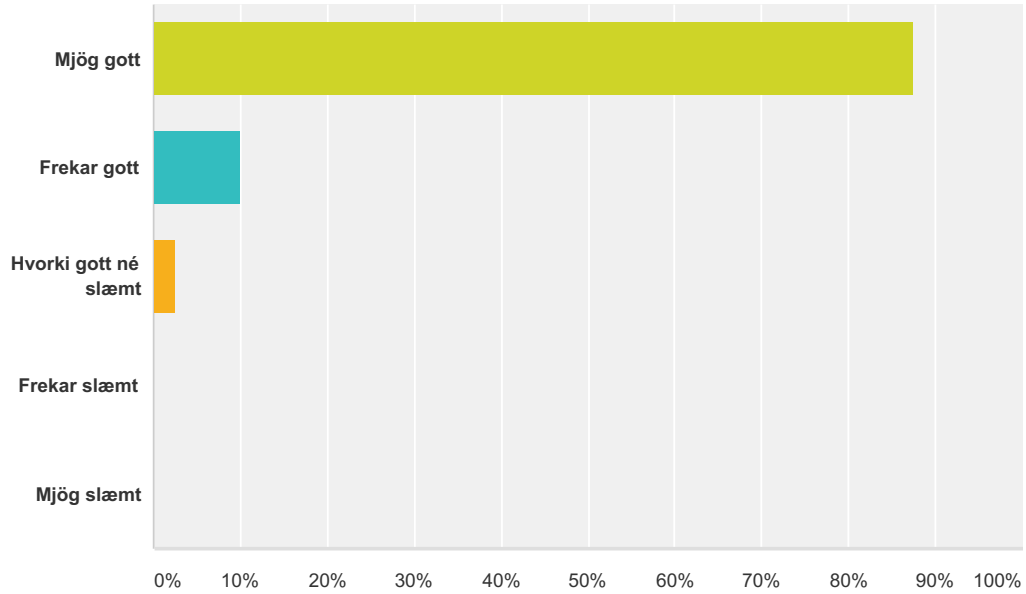
Answered: 40 Skipped: 4



Answer Choices	Responses	
Mjög gott	82.50%	33
Frekar gott	15.00%	6
Hvorki gott né slæmt	2.50%	1
Frekar slæmt	0.00%	0
Mjög slæmt	0.00%	0
Total		40

Q16 Hvernig finnst þér viðmót eftirfarandi starfsfólks á þessari heilsugæslustöð? Starfsmaður í blóðtöku/myndgreiningu.

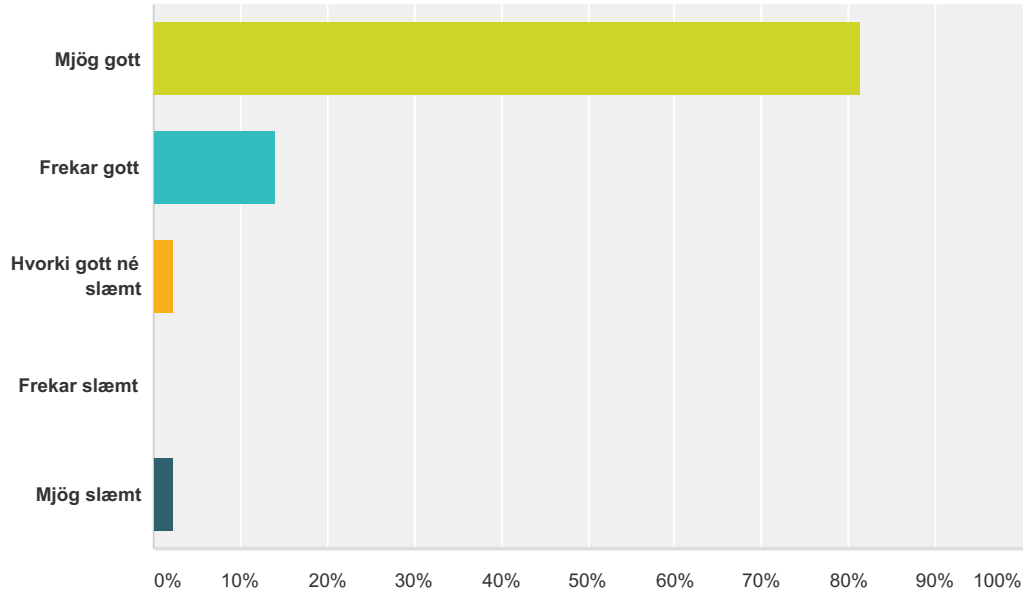
Answered: 40 Skipped: 4



Answer Choices	Responses	
Mjög gott	87.50%	35
Frekar gott	10.00%	4
Hvorki gott né slæmt	2.50%	1
Frekar slæmt	0.00%	0
Mjög slæmt	0.00%	0
Total		40

Q17 Hvernig finnst þér viðmót eftirfarandi starfsfólks á þessari heilsugæslustöð? Móttökuritari.

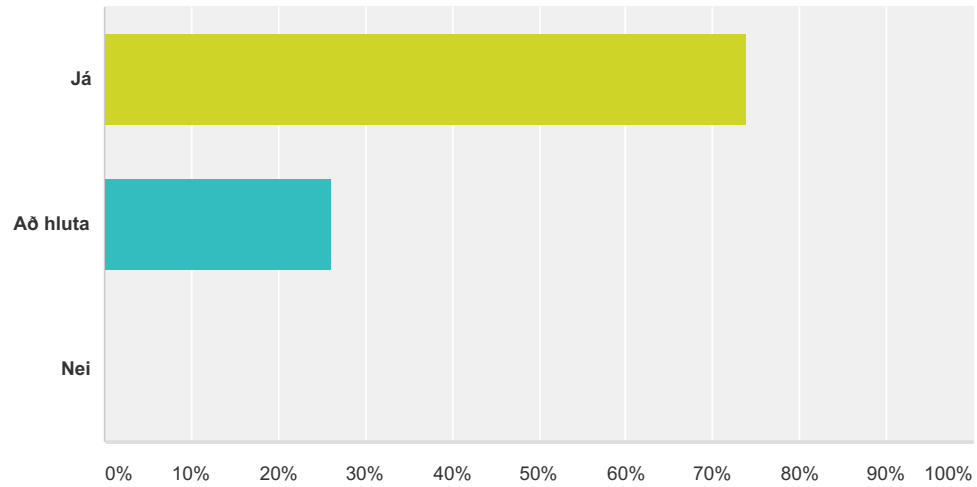
Answered: 43 Skipped: 1



Answer Choices	Responses	
Mjög gott	81.40%	35
Frekar gott	13.95%	6
Hvorki gott né slæmt	2.33%	1
Frekar slæmt	0.00%	0
Mjög slæmt	2.33%	1
Total		43

Q18 Fékkstu úrlausn erindisins?

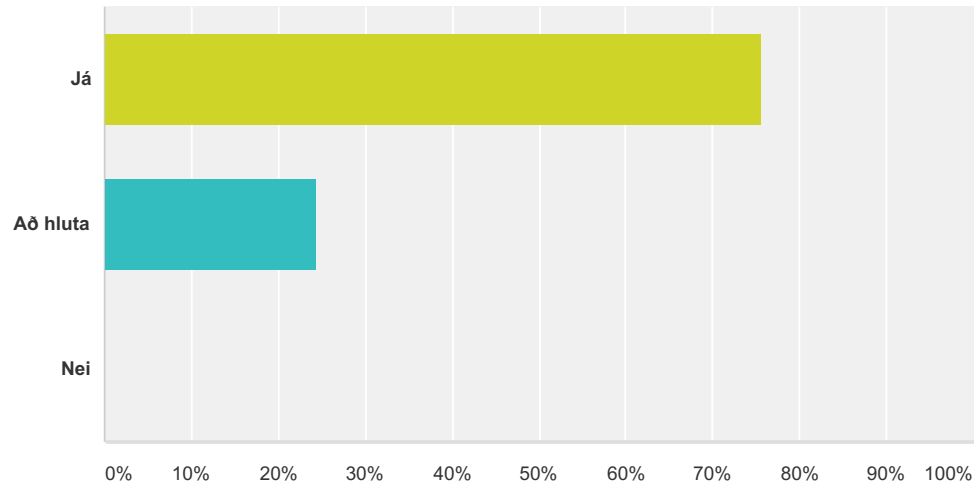
Answered: 42 Skipped: 2



Answer Choices	Responses	
Já	73.81%	31
Að hluta	26.19%	11
Nei	0.00%	0
Total		42

Q19 Ertu sátt/sáttur við úrlausnina?

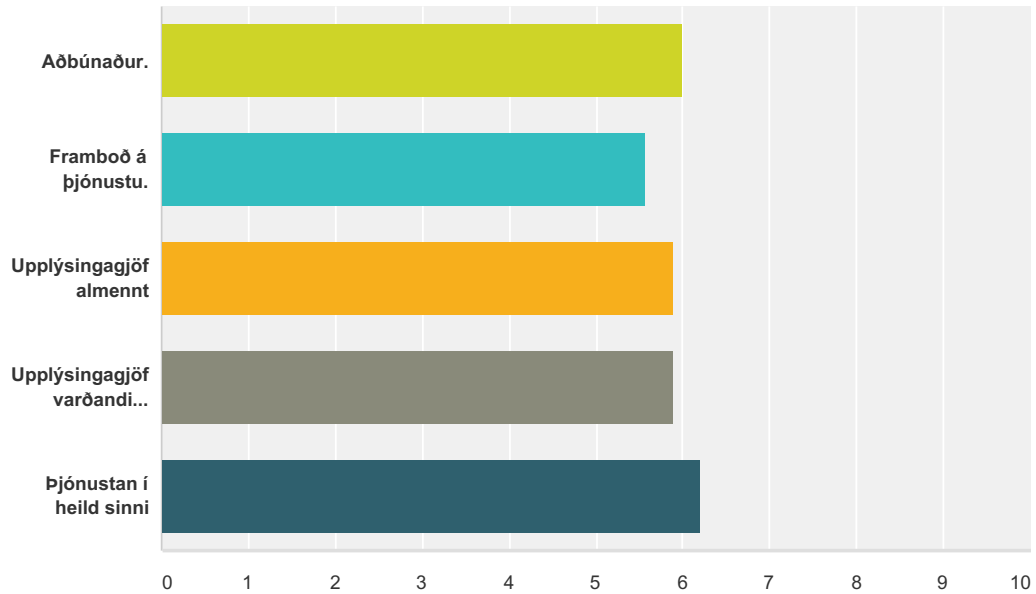
Answered: 41 Skipped: 3



Answer Choices	Responses	
Já	75.61%	31
Að hluta	24.39%	10
Nei	0.00%	0
Total		41

Q20 Þegar á heildina er litið hversu ánægð/ur eða óánægð/ur ertu með eftirfarandi þætti í þjónustu heilsugæslustöðvarinnar?

Answered: 42 Skipped: 2



	Mjög óánægð/ur	(no label)	(no label)	Hlutlaus	(no label)	(no label)	Mjög ánægð/ur	Total	Weighted Average
Aðbúnaður.	0.00% 0	0.00% 0	0.00% 0	11.90% 5	11.90% 5	40.48% 17	35.71% 15	42	6.00
Framboð á þjónustu.	0.00% 0	2.38% 1	2.38% 1	14.29% 6	19.05% 8	40.48% 17	21.43% 9	42	5.57
Upplýsingagjöf almennt	0.00% 0	2.44% 1	0.00% 0	17.07% 7	9.76% 4	29.27% 12	41.46% 17	41	5.88
Upplýsingagjöf varðandi skoðun/meðferð	0.00% 0	4.76% 2	0.00% 0	11.90% 5	14.29% 6	23.81% 10	45.24% 19	42	5.88
Þjónustan í heild sinni	0.00% 0	2.38% 1	0.00% 0	2.38% 1	11.90% 5	35.71% 15	47.62% 20	42	6.21